

# Cigarette & Display Cabinets

July 2010



# From Our President

Thank you for your interest in our growing company. For over 40 years, we have been delivering unique innovative solutions at great value to our customers. From metal and wood checkout lanes to the world's smartest and easiest self-checkout solution, we have the experience and expertise to deliver on your needs better than anyone else.

Pan-Oston also manufactures a full line of quality magazine, bakery, deli, wine, floral and promotional/seasonal item display racks. In addition, we also offer a wide array of tobacco display cases, food service equipment and small wares.

So if you're looking for the best solutions for your store, irrespective of size, that will increase customer satisfaction, efficiency, and revenue while lowering costs, please give us a call.

Best Regards,

Jim Vance  
President

Pan-Oston has been an industry leader in the design and manufacture of smart and innovative wood and metal retail counter and checkout solutions for over 40 years. Recently, the company has received rave reviews for its smart and simple self-checkout technology solution designed for independent grocers and C-Stores that is considered by many to be “best in the world.”


Pan-Oston prides itself on developing superbly engineered, premier quality, high value, long lasting and ‘Made in America’ products that are LEED compatible and truly solve problems for their customers while enhancing the overall shopping experience.

- 1968 Subsidiary of Halton, OY, a Finnish manufacturer introduces checkout/counter products to North American markets.
- 1978 North American production began in Peterborough, Canada.
- 1988 Glasgow, KY plant expands to accommodate growing demand for Pan-Oston products and services.
- 1992 Glasgow, KY plant expansion to meet increased demand.
- 2002 Pan-Oston acquired by Houchens Industries, Inc. of Bowling Green, KY, one of the largest ESOP companies in the United States.
- 2005 Relocated Glasgow manufacturing plant to new state-of-the art 200,000 square foot green manufacturing facility and Corporate Office in Bowling Green, KY. Among the many green features used in the facility is the latest in powder paint technology.
- 2005 Acquisition of 75,000 square foot wood fixture and millwork facility in Hiram, Ga. that had state-of-the-art CNC wood manufacturing and edge banding equipment.
- 2006 Expanded Bowling Green facility by an additional 100,000 square feet and acquired our first automated Salvagnini metal machining and bending equipment. Began development of the patent pending Utopia Self-Checkout and C-Flex family of products.
- 2008 Introduced Reddy™, Vantage™, Ergolane™, C-Series™, C-Flex™ and Utopia™ catalog brands.
- 2009 Relocated Hiram, GA plant to Bowling Green expanding product and service value.
- 2009 Expanded Bowling Green operations with a 5,000 square feet dedicated “clean and controlled” Electronic Assembly Area to accommodate growing demand for Utopia self-checkout technology and a 24/7/365 control center to monitor live Utopia checkout lanes.

Pan-Oston is proud to export our “American made” products to Asia, South America, Europe, New Zealand, Australia and the Caribbean. The pride, commitment to excellence and “it can be done” attitude of our 250 plus associates will ensure that Pan-Oston continues to be an industry leader in retail checkout, display and counter fixtures for decades.

# Standard Color Options


## Powder Coat Paint Colors:



Black #18441  
Texture Epoxy



Statuary Bronze #104208  
Texture Hybrid



Port Red #104041  
Texture Hybrid



International Red #83634  
Texture Hybrid



Retail Red #83614  
Texture Hybrid




Storm #104264  
Texture Hybrid



O.D. Brown #83288  
Texture Hybrid



Putty Brown #83289  
Texture Hybrid



Fence Green #89860  
Texture Hybrid




Deep Teal #104259  
Texture Hybrid



Capitol Blue #104063  
Texture Hybrid




Royal Blue #105610T  
Texture Hybrid




Sky Blue #104089  
Texture Hybrid




Nevada Beige #83633  
Texture Hybrid



Featherstone #18442  
Texture Hybrid




Gray Ral 7047 #49476  
Texture Hybrid




Pearl Gray #28267T  
Texture Hybrid



Light Beige #104036  
Texture Hybrid




Mission White #14723T  
Texture Hybrid




Tech White #83628  
Texture Hybrid

# Main Cabinet Housing

LP - Low Profile 58"H	Part Number	Description
 <p data-bbox="289 730 418 758">36" Wide, LP</p>	BM-63136-W24-D16-H58	2' Wide, LP, Cabinet
	BM-63136-W36-D16-H58	3' Wide, LP, Cabinet
	BM-63136-W48-D16-H58	4' Wide, LP, Cabinet

NOTE: “#” In Part Number Represents Width Of Cabinet (2', 3' or 4').


HP - High Profile 88"H	Part Number	Description
 <p data-bbox="451 1367 581 1394">36" Wide, HP</p>	BM-63136-W24-D16-H88	2' Wide, HP, Cabinet
	BM-63136-W36-D16-H88	3' Wide, HP, Cabinet
	BM-63136-W48-D16-H88	4' Wide, HP, Cabinet


NOTE: “#” In Part Number Represents Width Of Cabinet (2', 3' or 4').

Main Cabinet Housing Contain Removable Floor Panels For Access To Base Compartment.  
 Base Is 6-1/4" High With Leveling Feet & A 3" Wire Routing Hole On Both Sides. Base Color Is Black.

# Hinged Steel Doors (optional)


NOTE: Please select the appropriate Door Kit based on the Main Cabinet Housing (LP/HP and 2', 3' or 4' wide cabinet) selected above. Partial Height Doors are only required when selecting the optional Storage Drawer listed below and a door option is required. If no Storage Drawer is selected and doors are required, the Full Height door must be selected.


LP - Low Profile	Part Number	Description
	<b>BM-63120-W24-58S</b>	Partial Height, Steel Door Kit (2'W-LP)
	<b>BM-63120-W36-58S</b>	Partial Height, Steel Door Kit (3'W-LP)
	<b>BM-63120-W48-58S</b>	Partial Height, Steel Door Kit (4'W-LP)
	<b>BM-63120-W24-58L</b>	Full Height, Steel Door Kit (2'W-LP)
	<b>BM-63120-W36-58L</b>	Full Height, Steel Door Kit (3'W-LP)
	<b>BM-63120-W48-58L</b>	Full Height, Steel Door Kit (4'W-LP)

HP - High Profile	Part Number	Description
	<b>BM-63120-W24-88S</b>	Partial Height, Steel Door Kit (2'W-HP)
	<b>BM-63120-W36-88S</b>	Partial Height, Steel Door Kit (3'W-HP)
	<b>BM-63120-W48-88S</b>	Partial Height, Steel Door Kit (4'W-HP)
	<b>BM-63120-W24-88L</b>	Full Height, Steel Door Kit (2'W-HP)
	<b>BM-63120-W36-88L</b>	Full Height, Steel Door Kit (3'W-HP)
	<b>BM-63120-W48-88L</b>	Full Height, Steel Door Kit (4'W-HP)

# Hinged Acrylic Doors (optional)


NOTE: Please select the appropriate Door Kit based on the Main Cabinet Housing (LP/HP and 2', 3' or 4' wide cabinet) selected above. Partial Height Doors are only required when selecting the optional Storage Drawer listed below and a door option is required. If no Storage Drawer is selected and doors are required, the Full Height door must be selected.


LP - Low Profile	Part Number	Description
	<b>BM-63130-W24-58S</b>	Partial Height, Acrylic Door Kit (2'W-LP)
	<b>BM-63130-W36-58S</b>	Partial Height, Acrylic Door Kit (3'W-LP)
	<b>BM-63130-W48-58S</b>	Partial Height, Acrylic Door Kit (4'W-LP)
	<b>BM-63130-W24-58L</b>	Full Height, Acrylic Door Kit (2'W-LP)
	<b>BM-63130-W36-58L</b>	Full Height, Acrylic Door Kit (3'W-LP)
	<b>BM-63130-W48-58L</b>	Full Height, Acrylic Door Kit (4'W-LP)

HP - High Profile	Part Number	Description
	<b>BM-63130-W24-88S</b>	Partial Height, Acrylic Door Kit (2'W-HP)
	<b>BM-63130-W36-88S</b>	Partial Height, Acrylic Door Kit (3'W-HP)
	<b>BM-63130-W48-88S</b>	Partial Height, Acrylic Door Kit (4'W-HP)
	<b>BM-63130-W24-88L</b>	Full Height, Acrylic Door Kit (2'W-HP)
	<b>BM-63130-W36-88L</b>	Full Height, Acrylic Door Kit (3'W-HP)
	<b>BM-63130-W48-88L</b>	Full Height, Acrylic Door Kit (4'W-HP)

# Sliding Glass Doors (optional)

NOTE: Please select the appropriate Door Kit based on the Main Cabinet Housing (LP/HP and 2', 3' or 4' wide cabinet) selected above. Partial Height Doors are only required when selecting the optional Storage Drawer listed below and a door option is required. If no Storage Drawer is selected and doors are required, the Full Height door must be selected.


LP - Low Profile	Part Number	Description
	<b>BM-63129-W24-58S</b>	Partial Height, Glass Door Kit (2'W-LP)
	<b>BM-63129-W36-58S</b>	Partial Height, Glass Door Kit (3'W-LP)
	<b>BM-63129-W48-58S</b>	Partial Height, Glass Door Kit (4'W-LP)
	<b>BM-63129-W24-58L</b>	Full Height, Glass Door Kit (2'W-LP)
	<b>BM-63129-W36-58L</b>	Full Height, Glass Door Kit (3'W-LP)
	<b>BM-63129-W48-58L</b>	Full Height, Glass Door Kit (4'W-LP)

HP - High Profile	Part Number	Description
	<b>BM-63129-W24-88S</b>	Partial Height, Glass Door Kit (2'W-HP)
	<b>BM-63129-W36-88S</b>	Partial Height, Glass Door Kit (3'W-HP)
	<b>BM-63129-W48-88S</b>	Partial Height, Glass Door Kit (4'W-HP)
	<b>BM-63129-W24-88L</b>	Full Height, Glass Door Kit (2'W-HP)
	<b>BM-63129-W36-88L</b>	Full Height, Glass Door Kit (3'W-HP)
	<b>BM-63129-W48-88L</b>	Full Height, Glass Door Kit (4'W-HP)


# Storage Drawers (Optional)

NOTE: Please select the appropriate Storage Drawer kit based on the width of the Main Cabinet Housing (2'W, 3'W or 4'W), the Door option selected above and if Pushers are required on the shelf immediately located on top of the Storage Drawer. This shelf is included in the drawer kit below and the design does not allow for this shelf to be pulled out. Only one (1) Storage Drawer can be installed.


## Storage Drawer w/ (1) Shelf (No Door Option)

	Width	Part Number	Description
	2' W	BM-63169-W24-D16-H12	12"H Drawer w/ Shelf, w/ Pushers - (2'W)
		BM-63167-W24-D16-H12	12"H Drawer w/ Shelf, w/o Pushers - (2'W)
	3' W	BM-63169-W36-D16-H12	12"H Drawer w/ Shelf, w/ Pushers - (3'W)
		BM-63167-W36-D16-H12	12"H Drawer w/ Shelf, w/o Pushers - (3'W)
	4' W	BM-63169-W48-D16-H12	12"H Drawer w/ Shelf, w/ Pushers - (4'W)
		BM-63167-W48-D16-H12	12"H Drawer w/ Shelf, w/o Pushers - (4'W)

## Storage Drawer w/ (1) Shelf (Acrylic / Steel Door Option)

	Width	Part Number	Description
	2' W	BM-63169-W24-D16-H12	12"H Drawer w/ Shelf, w/ Pushers - (2'W)
		BM-63170-W24-D16-H12	12"H Drawer w/ Shelf, w/o Pushers - (2'W)
	3' W	BM-63169-W36-D16-H12	12"H Drawer w/ Shelf, w/ Pushers - (3'W)
		BM-63170-W36-D16-H12	12"H Drawer w/ Shelf, w/o Pushers - (3'W)
	4' W	BM-63169-W48-D16-H12	12"H Drawer w/ Shelf, w/ Pushers - (4'W)
		BM-63170-W48-D16-H12	12"H Drawer w/ Shelf, w/o Pushers - (4'W)


## Storage Drawer w/ (1) Shelf (Glass Door Option)


	Width	Part Number	Description
	2' W	BM-63164-W24-D16-H12	12"H Drawer w/ Shelf, w/ Pushers - (2'W)
		BM-63166-W24-D16-H12	12"H Drawer w/ Shelf, w/o Pushers - (2'W)
	3' W	BM-63164-W36-D16-H12	12"H Drawer w/ Shelf, w/ Pushers - (3'W)
		BM-63166-W36-D16-H12	12"H Drawer w/ Shelf, w/o Pushers - (3'W)
	4' W	BM-63164-W48-D16-H12	12"H Drawer w/ Shelf, w/ Pushers - (4'W)
		BM-63166-W48-D16-H12	12"H Drawer w/ Shelf, w/o Pushers - (4'W)

DWP = Drawer, Shelf w/ Pushers  
DWN = Drawer, Shelf w/o Pushers

# Shelving (optional)

NOTE: Please select the appropriate Shelving options listed below based on the width of the Main Cabinet Housing (2'W, 3'W or 4'W). All shelving listed below is adjustable on 1" centers within the Main Cabinet Housing. Fixed & Pullout Shelving can be used within the same cabinet configuration. Please identify the number and types of each shelf required. Please reference the shelving capacity chart below based on the Main Cabinet Housing and Storage Drawer option. Pullout Shelving is not recommended for configurations using Glass Doors since these doors are sliding.

Fixed Shelving, Adjustable	Width	Part Number	Description
	2' W	BM-63118-W24-D16	Adjustable Fixed Shelf w/ Pushers - (2'W)
		BM-63107-W24-D16	Adjustable Fixed Shelf w/o Pushers - (2'W)
	3' W	BM-63118-W36-D16	Adjustable Fixed Shelf w/ Pushers - (3'W)
		BM-63107-W36-D16	Adjustable Fixed Shelf w/o Pushers - (3'W)
	4' W	BM-63118-W48-D16	Adjustable Fixed Shelf w/ Pushers - (4'W)
		BM-63107-W48-D16	Adjustable Fixed Shelf w/o Pushers - (4'W)

Pullout Shelving, Adjustable	Width	Part Number	Description
	2' W	BM-63117-W24-D16	Adjustable Pullout Shelf w/ Pushers - (2'W)
		BM-63165-W24-D16	Adjustable Pullout Shelf w/o Pushers - (2'W)
	3' W	BM-63117-W36-D16	Adjustable Pullout Shelf w/ Pushers - (3'W)
		BM-63165-W36-D16	Adjustable Pullout Shelf w/o Pushers - (3'W)
	4' W	BM-63117-W48-D16	Adjustable Pullout Shelf w/ Pushers - (4'W)
		BM-63165-W48-D16	Adjustable Pullout Shelf w/o Pushers - (4'W)

**FSP# = Adjustable Fixed Shelf w/ Pushers**  
**FSN# = Adjustable Fixed Shelf w/o Pushers**

**PSP# = Adjustable Pullout Shelf w/ Pushers**  
**PSN# = Adjustable Pullout Shelf w/o Pushers**

## Additional Shelving Capacity:

	LP	HP
w/o Drawer	8	13
w/ Drawer	5	10


MAXIMUM FACINGS					
2' LP	2' HP	3' LP	3' HP	4' LP	4' HP
72	117	112	182	152	247
45	90	70	140	95	190

NOTE: All Shelves w/ Pushers Include Integrated Price Tag Molding For Price Tags Or Advertising.

NOTE: Storage Drawer Option Includes One (1) Shelf. The Number Listed In The Capacity Chart Is For The Amount Of Additional Shelving That Is Available. Shelving Is Adjustable On 1" Centers.

# Signs & Accessories (Optional)

NOTE: Please select the appropriate Sign kits based on the width of the Main Cabinet Housing (2'W, 3'W or 4'W) and the desired location for the signs. The Top & Middle Sign kits can be purchased and used in combination or independently from each other. The Middle Sign can be installed on any shelf except the shelf directly on top of the Storage Drawer. Multiple quantities of the Middle Sign can be installed within each cabinet. Signs Are Sized To Accommodate Tobacco Company Advertising.

Sign Kits	Width	Part Number	Description
	2' W	104757-2	Middle Sign - (2'W)
		BM-63138-W24	Top Sign - (2'W)
	3' W	104757-3	Middle Sign - (3'W)
		BM-63138-W36	Top Sign - (3'W)
	4' W	104757-4	Middle Sign - (4'W)
		BM-63138-W48	Top Sign - (4'W)





**MS# = Middle Sign**

**TS# = Top Sign**

Accessories	Part Number	Description
	104411	3" Plug for Side Routing Hole in Base, Black
	105804	Paddle Pusher
	105805	Pusher Divider

NOTE: These Items MUST Be Ordered As A Separate Line Item Per Order.

# Part Number Identification System

	Part Number	Description
	<b>CIG-2-LP-DRPA-DWP-PSP4-PSN1-MS1-TS</b>	Metal Cabinet, 2' Wide, Low Profile, Partial Height Acrylic Doors, Storage Drawer w/ Upper Shelf w/ Pushers, (4) Adjustable Pullout Shelves w/ Pushers, (1) Adjustable Pullout w/o Pushers, (1) Middle Sign and Top Sign.
	<b>CIG-4-HP-PSP13-MS2</b>	Metal Cabinet, 4' Wide, High Profile, No Doors, No Storage Drawer, (13) Adjustable Pullout Shelves w/ Pushers, (2) Middle Signs and No Top Sign.
	<b>CIG-3-HP-DRPS-DWN-FSP6-FSN6</b>	Metal Cabinet, 3' Wide, High Profile, Partial Height Steel Doors, Storage Drawer w/ Upper Shelf w/o Pushers, (6) Adjustable Fixed Shelves w/ Pushers, (6) Adjustable Fixed w/o Pushers, No Middle Sign and No Top Sign.
	<b>CIG-4-LP-DRFG-FSP6-FSN2</b>	Metal Cabinet, 4' Wide, Low Profile, Full Height Sliding Glass Doors, No Storage Drawer, (6) Adjustable Fixed Shelves w/ Pushers, (2) Adjustable Fixed w/o Pushers, No Middle Sign and No Top Sign.

Product Family	Cabinet Width (ft)	Style	Doors (optional)	Drawer (optional)	Primary Shelf	Additional Shelf (optional)	Middle Sign (optional)	Top Sign (optional)	
CIG	2	LP	DRPS	DWP	FSP#	FSP#	MS#	TS	
	3		DRFS		DWN	FSN#			FSN#
	4		DRPA		PSP#	PSP#			
			DRFA		PSN#	PSN#			
			DRPG						
			DRFG						

NOTE: If Optional Items Are NOT Selected, Leave Part Number Field Blank.

**DRPS** = Partial Height Steel Door Kit (Use w/ Storage Drawer Kit) - Hinged  
**DRFS** = Full Height Steel Door Kit (Use w/o Storage Drawer Kit) - Hinged  
**DRPA** = Partial Height Acrylic Door Kit (Use w/ Storage Drawer Kit) - Hinged  
**DRFA** = Full Height Acrylic Door Kit (Use w/o Storage Drawer Kit) - Hinged  
**DRPG** = Partial Height Glass Door Kit (Use w/ Storage Drawer Kit) - Sliding  
**DRFG** = Full Height Glass Door Kit (Use w/o Storage Drawer Kit) - Sliding

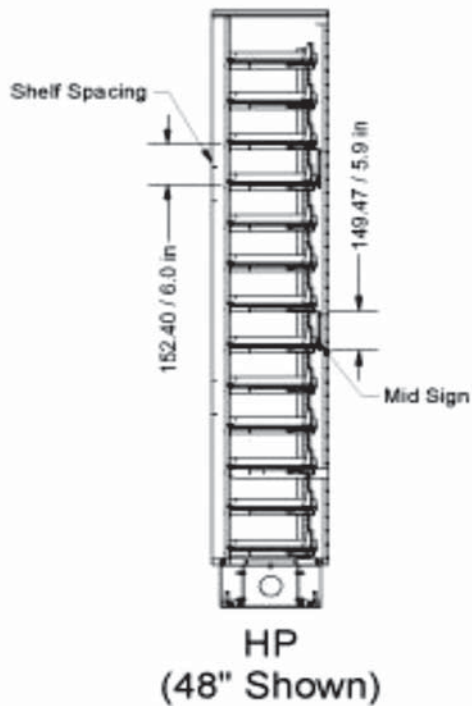

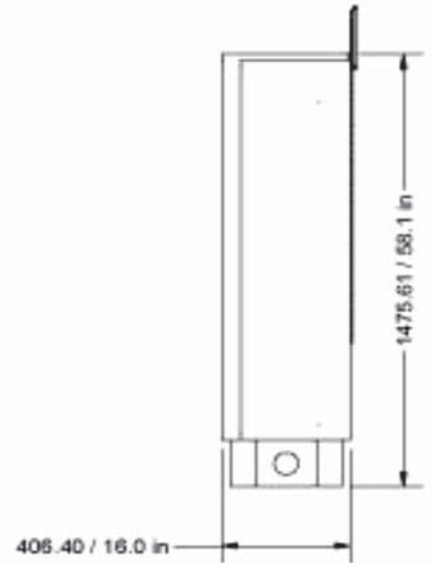
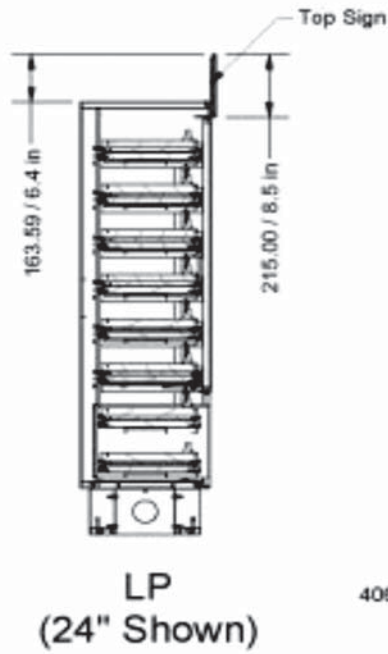
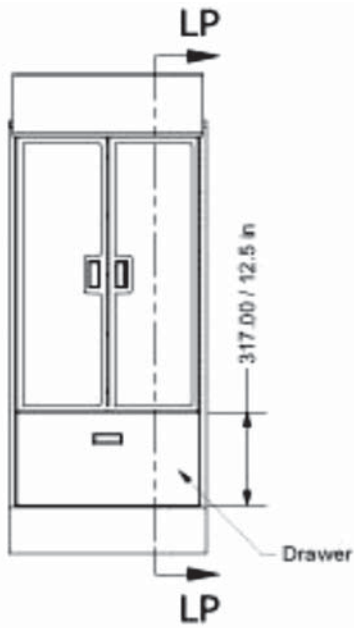
**FSP#** = Adjustable Fixed Shelf w/ Pushers  
**FSN#** = Adjustable Fixed Shelf w/o Pushers  
**PSP#** = Adjustable Pullout Shelf w/ Pushers  
**PSN#** = Adjustable Pullout Shelf w/o Pusher

**MS#** = Middle Sign Panel (Must Identify Quantity Required)  
**TS** = Top Sign Panel

**DWP** = Storage Drawer w/ Upper Shelf w/ Pushers  
**DWN** = Storage Drawer w/ Upper Shelf w/o Pushers

NOTE: Must Identify Quantity Of Shelves Required for Primary Shelves & Additional Shelves. Configuration Can Include Multiple Shelf Types. Adjustable Pullout Shelves Are Not Recommended When Glass Doors Are Selected Since Glass Doors Are Sliding And Pullout Shelves Will Not Be Functional.

# Actual Cabinet Dimensions




# Terms & Conditions

- 1. Delivery/Freight** – All shipments made F.O.B. from our plant. Not responsible for delays caused by circumstances beyond our control. If the purchaser or carrier refuses delivery or delays shipment or acceptance, the goods may be stored according to Seller's directions, at Purchaser's risk and expense. During any period of storage provided herein, title to the goods and risk of loss shall be in Purchaser.
- 2. Returns** – A written Return Goods Authorization (RGA) is required in cases where a return is authorized. The RGA number must be prominently displayed on the returned product. Authorized returns will be assessed a 25% restocking fee. All return freight to be paid by the Customer.
- 3. Shortages** – Claims on shortages must be made within 5 (five) business days from date of delivery.
- 4. Changes** – Prior to acceptance of order, prices, terms, and conditions are subject to change without notice.
- 5. Order Changes and Cancellation** – Order changes and cancellation may result in a charge that reflects any materials, parts, or assemblies that are unique to the order.
- 6. Taxes** – Purchaser shall pay in addition to the contract price any and all sales, use, excise, retailers occupation and/or other taxes payable by reason of this transaction, with any interest and penalties thereon.
- 7. Warranty** – See Page 15
- 8. Limitation of Liability** – Seller will in no event be liable for indirect, special or consequential damages whatsoever from claims of breach of warranty, negligence, strict liability or otherwise arising out of this agreement, and Seller's liability under no circumstances will exceed the contract price for the goods for which liability is claimed.
- 9. Terms of Payment** – Net Payment in full is due within 30 days after shipment or storage of the goods as provided herein, unless otherwise specifically agreed to by the parties in writing. If payment is not made in full when due, Seller may require, with respect to any orders then outstanding full or partial payment in advance or shall be entitled to cancel or defer any of such orders of items or quantities thereon and shall be entitled to payment to Purchaser for all damages. Purchaser agrees to pay a service charge of 1.5% per month or the highest rate permitted by law, whichever is less, from the date of any invoice which is not paid in full when due.
- 10. Price Terms** – All prices quoted are subject to change without notice until Purchaser's order is accepted by Seller. Prices stated on Seller's acknowledgement for orders, or items or quantities thereon, accepted by Seller for scheduled shipment within 30 days from date of order, are not subject to upward or downward adjustment. All prices for orders accepted by Seller for scheduled shipment after 30 days from date of acceptance are subject to upward or downward adjustment at time of shipment to Seller's prices in effect on scheduled date of shipment.

# Limited Warranty

## To The Purchaser (Non-Transferable)

1. Pan-Oston warrants all new products to be free from defects in material and workmanship at the time of shipment.
2. In the event of any failure, the defective parts will be replaced without charge for the part or labor, for a period of **1 (one) year** from the day of shipment under the following conditions only:
  - a) That the damage was sustained under normal use and service and was not due to exterior influences or operations beyond capacity.
  - b) That the products covered by this warranty were used only in conjunction with Pan-Oston approved parts.
  - c) That the Purchaser gives Pan-Oston immediate written notice of such defect or defects and that all faulty parts or equipment are returned to Pan-Oston with prior authorization from Pan-Oston.
  - d) Any alteration or repair by others in such a manner as in Pan-Oston's judgment materially and adversely affects the product shall void this warranty.
  - e) That the method of shipment for any replacement part will be regular ground at Pan-Oston's expense, with the carrier being determined by Pan-Oston. Customer requests for alternate carriers for shipment of replacement parts, will be at the customer's expense unless approved by Pan-Oston.
3. Pan-Oston's obligation under this warranty is expressly limited to the repair and replacement obligations set forth in Paragraph 2 in accordance with the stipulations set forth in this warranty. Pan-Oston's obligation under this warranty shall not include any transportation charges or cost of installation or any liability for special, direct, indirect, or consequential damages of delay. Correction of nonconformities, in the manner provided above, shall constitute fulfillment of all liabilities of Pan-Oston, whether based on contract, negligence or otherwise with respect to, or arising out of such products. In no event, whether in contract, in tort, under any warranty, or otherwise including, without limitation, the negligence of the company, its employees or agents, shall Pan-Oston be liable for any damages beyond the price of the faulty or defective parts and equipment.
4. No person, company or corporation is authorized to assume for Pan-Oston any other liability in connection with said products. Under no circumstances is Pan-Oston liable for damage resulting from faulty or improperly installed equipment or from misapplication beyond normal intended use of said equipment. There shall be no third party beneficiary to any warranties set forth herein.
5. This constitutes the only warranty of the company and no other warranty or condition, statutory or otherwise shall be implied.



6944 Louisville Rd. | Bowling Green, KY 42101 |  
Phone: (270) 783.3900 | Toll Free: 800.210.2302 | Fax: 270.783.3911  
**www.panoston.com | E-mail: info@panoston.com**

CGG-BRO - July 2010

© 2010 Pan-Oston Co. Printed in U.S.A.